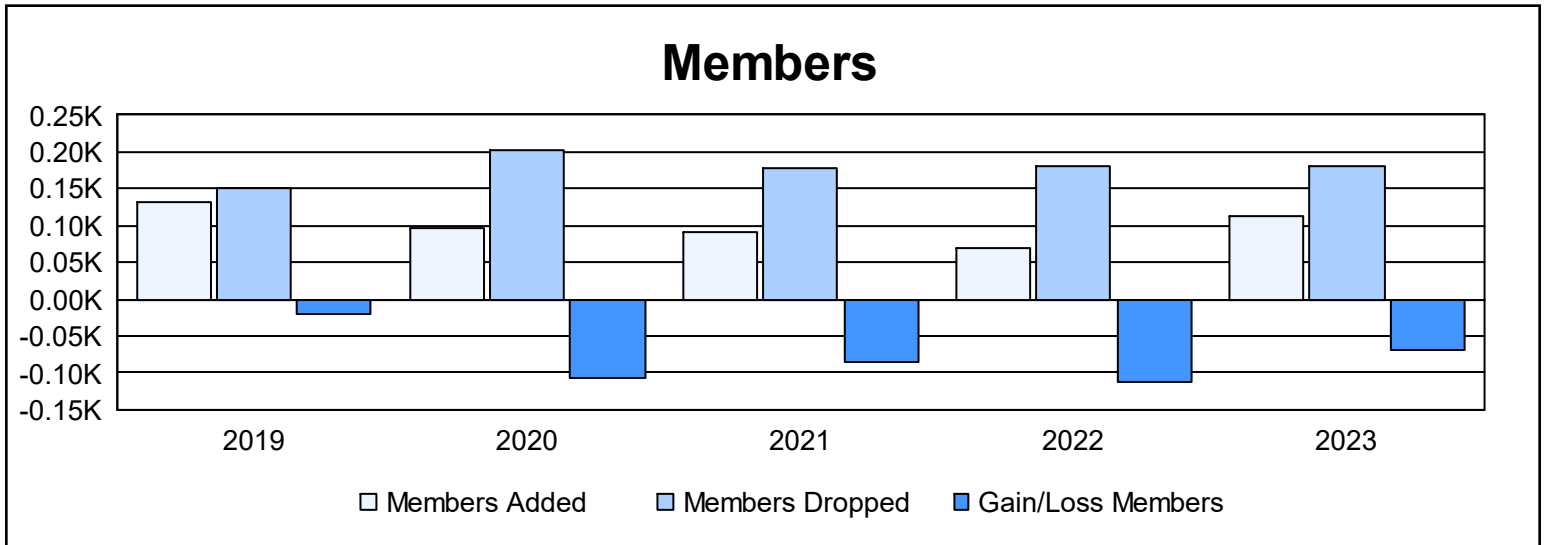
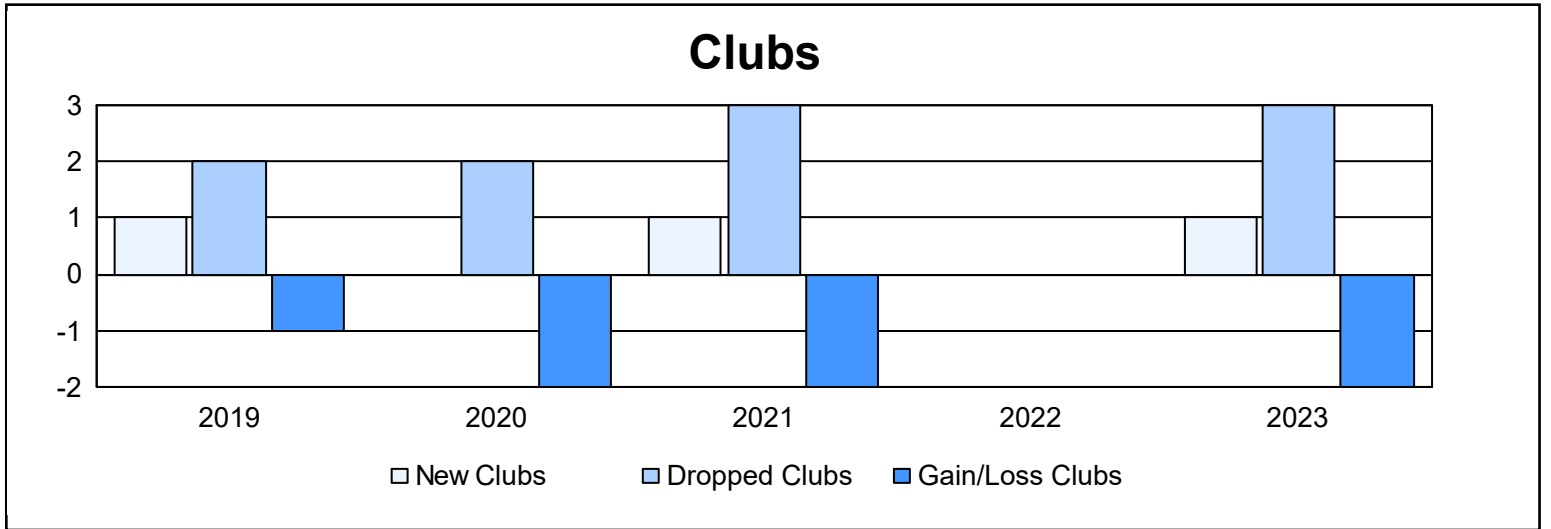
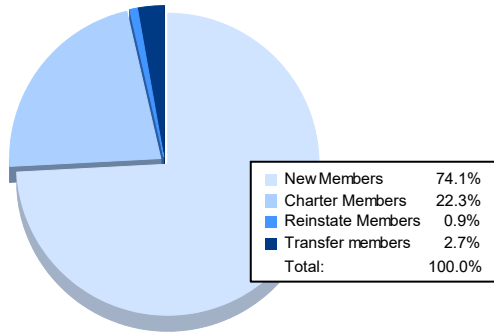


Year	New Clubs	Dropped Clubs	Gain/ Loss Clubs	New Members	Charter Members	Reinstate Members	Transfer Members	Total Member Added	Total Members Dropped	Gain/ Loss Members
2018-2019	1	2	-1	102	20	1	9	132	152	-20
2019-2020	0	2	-2	91	0	1	5	97	203	-106
2020-2021	1	3	-2	58	28	2	3	91	177	-86
2021-2022	0	0	0	65	1	0	4	70	182	-112
2022-2023	1	3	-2	83	25	1	3	112	180	-68
<b>Average</b>	<b>1</b>	<b>2</b>	<b>-1</b>	<b>80</b>	<b>15</b>	<b>1</b>	<b>5</b>	<b>100</b>	<b>179</b>	<b>-78</b>



### Membership Composition June 2023 Cumulative



### Gender Composition June 2023 Cumulative

